

# Dashboard for the parish of Monkseaton: St Mary in the Deanery of TYNEMOUTH

## Parish census and deprivation summary

Parish population (2018): 8743

	Parish	Diocese	National
% aged 0-17	22%	19%	21%
% aged 18-44	25%	37%	37%
% aged 45-64	31%	27%	25%
% aged 65 & over	22%	17%	16%
% Christian	67%	63%	59%
% non-Christian religion	1%	4%	9%

Parish deprivation rank (IMD, 2019): 12268

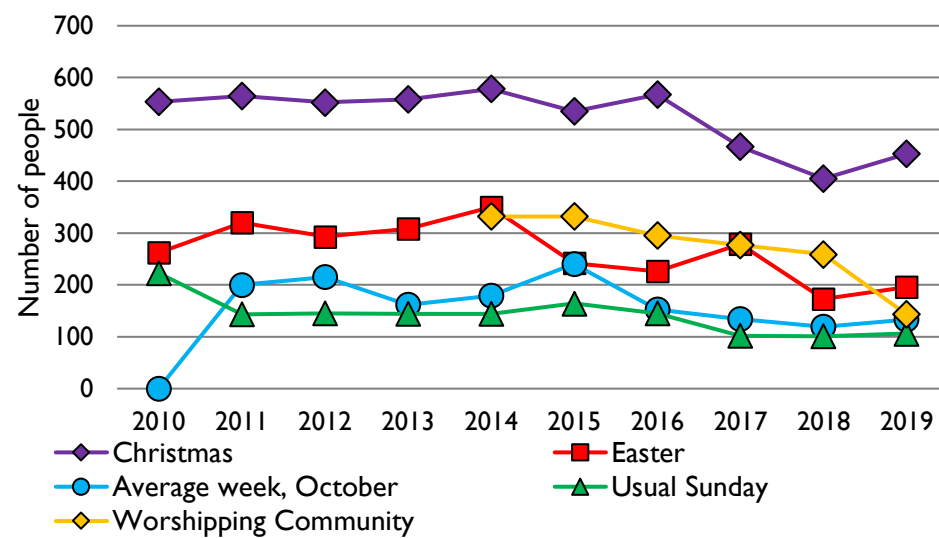
(1=most deprived parish in the Church of England, 12,382=least deprived)

For more detailed census & deprivation info: see <http://arcg.is/1RaS4CS>  
<https://www.churchofengland.org/researchandstats>  
 and <http://www2.cuf.org.uk/poverty-england/poverty-map>

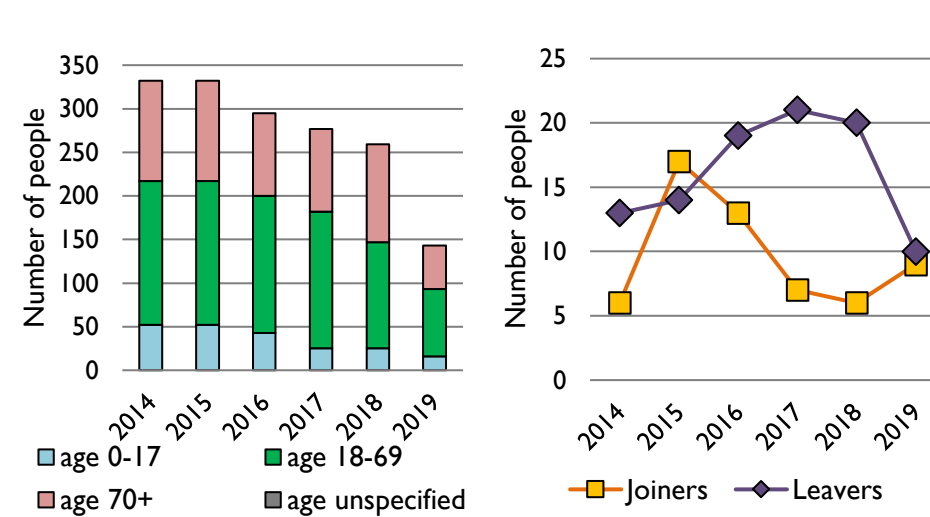
Number of churches in parish (2020): 1

Parish code: 250154

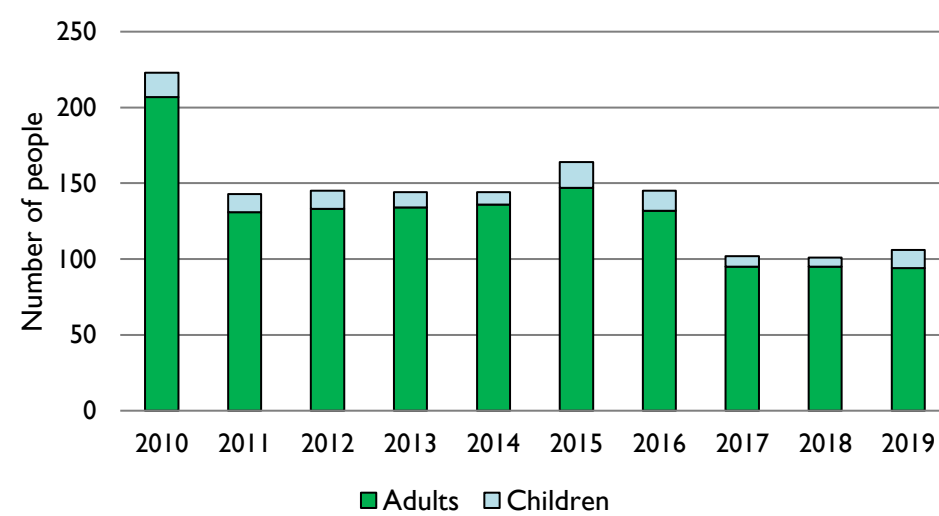
### 1. Attendance summary, 2010-19



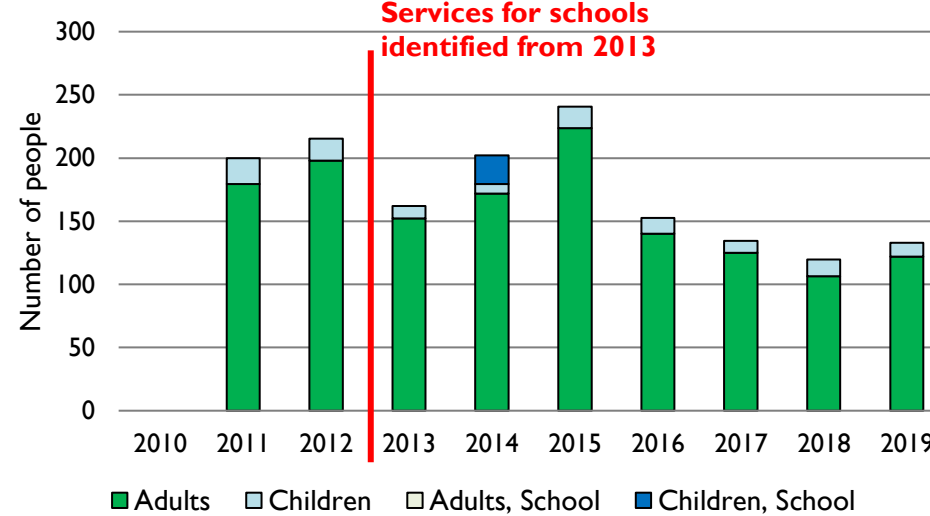
### 2. Worshipping Community, 2014-19



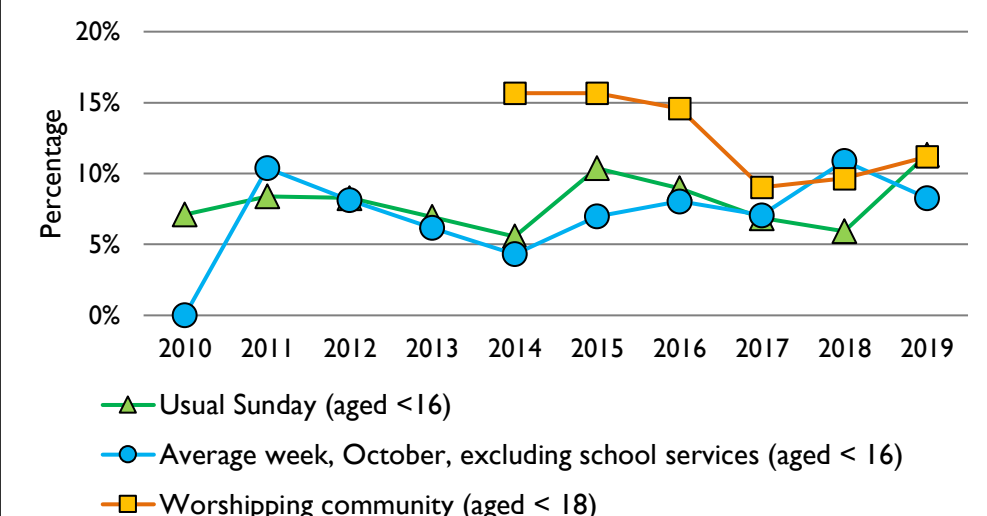
### 3. Usual Sunday attendance, 2010-19



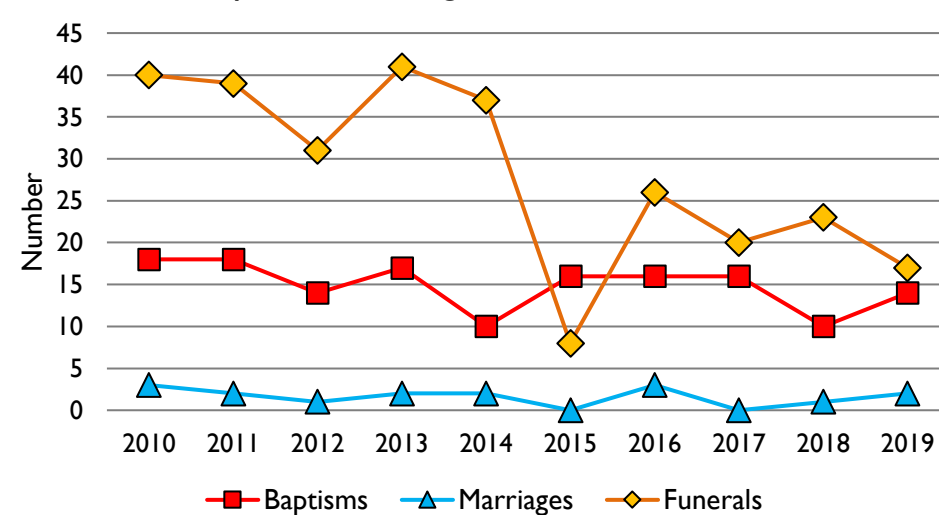
### 4. Average weekly attendance, October, 2010-19



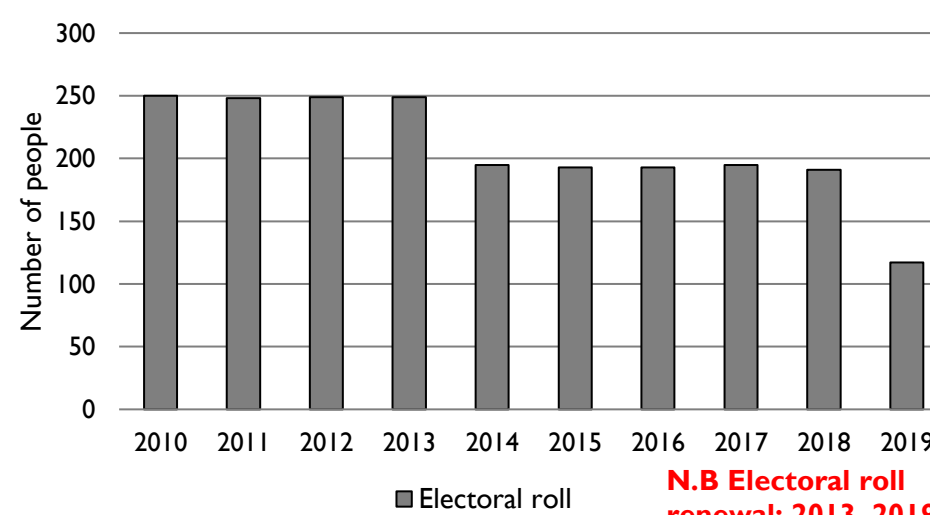
### 5. Percentage children, 2010-19



### 6. Baptisms, marriages, & funerals, 2010-19



### 7. Electoral roll, 2010-19



This dashboard contains figures as submitted by churches currently in the parish

**Attendance statistics:** taken from annual Statistics for Mission returns.

Average weekly attendance: attendance at Sunday and midweek church services & fresh expressions in October; Figs 1 & 5 do not include attendance at services for schools.

Easter: Easter Eve & Easter Day; Christmas: Christmas Eve & Christmas Day.

Baptisms: all baptisms & thanksgivings.

Marriages: marriages and services of prayer & dedication after civil marriages.

Funerals: those held in church & at crematoria/cemeteries.

Worshipping Community information has been collected from 2012 onwards.

**Census data:** taken from the 2011 national Census and the 2018 population update.

**Deprivation statistics:** IMD taken from the English Indices of Deprivation, published by the Ministry of Housing, Communities & Local Government, Sept 2019.

The above statistics have been mapped onto parish boundaries so are approximations.

For more information, see: <https://www.churchofengland.org/researchandstats>

Variations in attendance from year to year may be the result of changes in the number of churches that submitted returns, or changes in parish/benefice structure.

Number of churches included in returns: 2010 1; 2011 1; 2012 1; 2013 1; 2014 1; 2015 1; 2016 1; 2017 1; 2018 1; 2019 1.

Produced by the Research and Statistics Unit, Church House, Great Smith Street, London SW1P 3AZ. Date of production: 23/9/20.

Every effort has been made to ensure that data are reliable. We would be pleased to be notified of any significant errors or omissions by email to [statistics.unit@churchofengland.org](mailto:statistics.unit@churchofengland.org)



Follow us on Twitter:  
@cofestats



## **St Mary The Virgin, Monkseaton**

### **Population, Census and Deprivation Data**

Census and deprivation statistics have been mapped onto parish boundaries

The boundaries of the administrative units for which census and deprivation statistics are provided do not necessarily coincide with those of parishes, therefore, all values should be treated as approximations.

In particular, values for those areas with especially small populations - for example extra-parochial places - should be treated with caution.

Summary deprivation scores have been calculated for each parish, based on the index of multiple deprivation (IMD), using deprivation figures from 2019.

The relative rank of each parish has been calculated, where 1 is the most deprived parish and 12,338 the least deprived.

IMD data are based on 32,844 Lower Super Output Areas (LSOAs), with an average population of approximately 1,500 people.

Each parish may overlap with several LSOAs.

Since parish deprivation information is derived from data produced at different spatial levels, these figures should be treated as approximations.

It should be noted that parishes, unlike LSOAs, vary considerably in population size; there may be more people living in areas of high deprivation within a less deprived large parish than a more deprived small parish.

To give an idea of the range of deprivation within each parish, the ranking of the most and least deprived LSOA with which each parish overlaps are shown, where 1 is the most deprived LSOA and 32,844 the least deprived.

Parish deprivation scores based on the deprivation dataset from 2019.

Parish population updates based on mid-2018 estimates; all other demographic information is based on the 2011 census.

Parish boundaries as of May 2021 have been used.

2011 Census information taken from the Office for National Statistics:

2018 mid-year population updates taken from the Office for National Statistics:

2019 Deprivation Statistics taken from the English Indices of Deprivation, produced by the Ministry of Housing, Communities, & Local Government

File produced: May 2021.

<b>Criteria</b>	<b>Data</b>
Parish population (2011 census)	8,467
Parish population (2018 update)	8,743
Parish number of occupied households	3,506
Parish area (square miles)	1.2
Parish population density (people per square mile)	7,124.5
Age: % aged 0-4	5.0
Age: % aged 5-17	16.5
Age: % aged 18-29	7.8
Age: % aged 30-44	17.4
Age: % aged 45-64	31.0
Age: % aged 65 and over	22.2
Ethnicity: % White	97.8
Ethnicity: % Asian	1.2
Ethnicity: % Black	0.1
Ethnicity: % Mixed ethnicity	0.8
Ethnicity: % Other ethnicity	0.1
Religion: % Christian	67.0
Religion: % Buddhist	0.2
Religion: % Hindu	0.2
Religion: % Jewish	0.0
Religion: % Muslim	0.5
Religion: % Sikh	0.1
Religion: % Other religion	0.2
Religion: % No religion	24.8
Religion: % Religion not stated	7.0
IMD score (larger score means more deprived)	4.2
Parish IMD rank (1=most deprived out of 12,338 parishes)	12,224
Rank of least deprived LSOA in parish (1=most deprived out of 32,844 LSOAs)	32,596
Rank of most deprived LSOA in parish (1=most deprived out of 32,844 LSOAs)	28,248

Liz Hayes

09/09/21

## Newcastle Diocesan Self-Review Questionnaire: Sept-Oct 2021

We are seeking God’s leading and guiding for our Next Steps as a diocese in our life together. This questionnaire is intended to help us review where we are now in our mission and ministry as a whole diocese. This will help us understand both our strengths and gifts as well our areas of need and development. To give us the best picture of strengths and needs on the ground we are asking every PCC in Newcastle Diocese to complete this questionnaire.

We hope in completing the questionnaire each PCC will be able to reflect on both their strengths and the areas for development, within their parish, across five categories as shown below. This will be an important step in helping us to prayerfully discern what God’s Next Steps may be for us in each of our contexts across the diocese.

We hope this information will be of benefit to each PCC in reflecting on mission and ministry. The information collected in this self-review process will also be shared with your Deanery Development Group and with the Bishop’s Staff Team to help us better understand what gifts and expertise you have which may be shared between parishes in deaneries as well as your needs where additional support or capacity should be focussed.

If you would prefer to complete a paper copy of this questionnaire, please get in touch with us at: [info@newcastle.anglican.org](mailto:info@newcastle.anglican.org)

### There are five subject areas to the questionnaire:

Leadership & Governance.....	3
Mission and Pastoral Care.....	8
Development of Lay Ministry.....	15
Buildings fit for purpose.....	20
Generous Giving.....	25

At the end of each section there is an opportunity to reflect more generally on strengths and areas for support or development. There is also opportunity for PCCs to reflect on the effects of the Covid-19 Pandemic in each of the five areas explored, mindful of the profound impact of the last year or so on all of us.

Ideally the Self-Review should reflect the shared view of the PCC of each place. Although a smaller group will likely complete it (for example, the PCC may wish to delegate completion of the survey to the Standing Committee or another subcommittee or small group, or divide up the five sections between different groups or church members) it will be helpful if the PCC were aware of what has been submitted on their behalf.

We would be grateful if the questionnaire could be completed by 31<sup>st</sup> October 2021. Thank you for supporting this Diocesan Self-Review.

**1. Name of parish/benefice**

St Mary The Virgin Monkseaton

**2. Name of deanery**

- |  |   |
|--|---|
| <input type="checkbox"/> Alnwick             | <input type="checkbox"/> Morpeth              |
| <input type="checkbox"/> Bamburgh & Glendale | <input type="checkbox"/> Norham               |
| <input type="checkbox"/> Bedlington          | <input type="checkbox"/> Newcastle Central    |
| <input type="checkbox"/> Bellingham          | <input type="checkbox"/> Newcastle East       |
| <input type="checkbox"/> Corbridge           | <input type="checkbox"/> Newcastle West       |
| <input type="checkbox"/> Hexham              | <input checked="" type="checkbox"/> Tynemouth |

**3. Select the option that best describes your context**

- |   |  |
|---|--|
| <input type="checkbox"/> Rural            | <input checked="" type="checkbox"/> Suburban |
| <input type="checkbox"/> Rural - coastal  | <input type="checkbox"/> Urban/Urban Estate  |
| <input type="checkbox"/> Rural - commuter | <input type="checkbox"/> City Centre         |
| <input type="checkbox"/> Market Town      |  |

**4. This self-review questionnaire was completed on behalf of the PCC by?**

*(Enter the name(s) of the Individuals or Group)*

PCC members all had input into the document and it was finalised by Elizabeth Hayes (Lay Chair) and Nicola Denyer (Lay Reader)

**5. The PCC has agreed the completed self-review questionnaire?**

- Yes  No

## Leadership & Governance

### 1. In your parish/benefice do clergy, wardens and the PCC have a shared sense of vision and direction?

- Yes, clear  
 Being worked on  
 No

### 2. How do you agree and share your vision and direction?

Meeting together for a specific purpose then discussion together and breaking into smaller groups. Then coming back together and drawing up a document as to the way forward. Bringing to PCC. Thereafter sharing with the congregation through a Sunday Service and or at APCM

Our shared values and priorities (under the headings: Acting, Believing, Communicating) were established at a PCC away day in 2019, and shape our PCC discussions. Our priorities and plans are discussed regularly at PCC as well as Standing Committee. We have a clear vision for certain areas but need more work on an overall vision for the future – this will definitely involve a future incumbent.

Monthly PCC meetings led by PCC Chair (note, now in vacancy so led by Lay Chair), We discuss matters under the heading 'acting/believing/connecting'. The order is rotated each month so there is freshness about the discussion.

Smaller groups feed back to PCC which holds the overall narrative. This approach enables St Mary's to adapt easily to change, but consequently the vision and direction is not always obvious to the worshipping community although the congregation is kept up to date with developments both verbally and in writing (thorough weekly notices) where appropriate.

### 3. How often is vision referred to in talks, sermons or in prayer?

- Several times a year  
 Once a year  
 It isn't, but we use other methods (e.g. small groups)  
 Vision isn't preached or talked about

### 4. How often does your PCC discuss mission and outreach?

- Standing item at every PCC meeting  
 Annually  
 Seldom  
 Never

### 5. Do you regularly use the PCC Standing Committee as part of your governance, and if so, what are the main purposes of the meeting?

- Yes  
 Not used

If Yes, please specify...

Standing Committee consists of senior leaders at St Mary's.

The group ties together all aspects of church life, organises and agrees the monthly PCC agenda and considers important matters on running of the church. Standing Committee is not there to make decisions - that is the role of PCC. But Standing Committee always meets prior to PCC. Standing committee ensures any matters of concern are on PCC agenda.

Standing Committee meets regularly and addresses specific issues arising in both ministry and operations.

Also, Standing Committee provides a second opportunity each month to discuss issues or concerns rather than waiting for the PCC.

**6. How difficult/easy is it to appoint Churchwardens, PCC members and other church officers?**

- Lots of volunteers each year
- Some new volunteers each year
- Occasionally a new volunteer
- Reliance on same few volunteers each year

**7. Have you identified any particular issues in recruiting to these roles in your context?**

During Covid the lack of meeting face to face, a growing elderly congregation and lack of younger members. Such people do have difficulties in giving the time due to families and jobs struggle.  
Lack of younger adults in church. Those that are here simply have no time – usually because of other commitments.  
For older adults, the amount of work expected (whether imagined or real) means that people are reluctant to take on lead roles.  
The collaborative nature of leadership at St Mary’s relies on laity to contribute a great deal of time and effort. St Mary’s has some difficulty in filling posts (with occasional exceptions) although we have many skilled lay people. The role of Churchwarden in particular is often seen by the worshipping community as an arduous and perhaps thankless task, and candidates are not always forthcoming. St Mary’s has for a long time operated a fixed-term model for Churchwardens, meaning there are many former wardens in the congregation.

**8. What sub-committees (if any) report to the PCC?**

Justice and Peace
Welcoming, Integrating and Caring
Service Planning Group
Building and Resources
Communication. Also, Finance and Social Group activities

**9. Are deanery/diocesan synod items regularly included in the PCC agenda?**

- Yes
- Not regularly

**10. Does your church express its mission of caring for God’s creation in any of the following ways?**

*(Tick all that apply)*

- |  |  |
|--|--|
| <input checked="" type="checkbox"/> Environment Champion/Eco Group       | <input type="checkbox"/> Awarded Bronze Eco Church |
| <input checked="" type="checkbox"/> Parish Environmental Policy in place | <input type="checkbox"/> Awarded Silver Eco Church |
| <input checked="" type="checkbox"/> Registered for Eco Church            | <input type="checkbox"/> Awarded Gold Eco Church   |

Other

A draft Environmental Policy is to be presented to the next PCC meeting.  
We have attained all the Bronze targets, but not yet applied for the Certificate.  
Present grounds redevelopment being undertaken with Eco matters as a priority.

**11. What progress have you made working towards the Church of England's Carbon Net Zero by 2030 target?**

*(Tick all that apply)*

- Not started
- Calculated our carbon emissions (e.g. Church of England Energy Footprint Tool)
- Filled in the [Practical Path to Net Zero](#) checklist
- Switched to a 100% renewable tariff for our electricity
- Switched to a 100% renewable tariff for our gas
- Set targets to reduce our carbon emissions

Other

We have not yet received the results of our carbon audit. Further action will follow once we have all this information.  
Recently used Green Journey to undertake an Eco Audit.  
Parish environment champion is taking this forward enthusiastically and Eco issues are a regular feature on many sub-committee agendas, ensuring that all areas of church life play their part in reducing our Carbon Footprint.

For more information, including links to relevant tools and resources, please see [Newcastle Diocese | Carbon Footprint](#)

**12. How is Safeguarding embedded in your parish?**

*(Tick all that apply)*

- PCC reviews policy annually
- Parish Safeguarding Officer in place
- Parish Safeguarding Dashboard used and reviewed regularly
- Children and vulnerable adults advocate in place

Other

Recently registered on Parish dashboard. Working our way through level 1 and thereafter level 2.  
Safeguarding is an item on each PCC meeting.



**13. What is going well in the area of Leadership and Governance that might encourage other parishes or where you could offer help or support to others?**

In the main we work as a team and believe that communication is the key. St Mary's has a well-entrenched collaborative working style in which Vicar, licensed ministers and laity are able to work together for shared goals. Everyone has to respect each other. We are all members of one body. We must remember to allow to be guided through prayer and guidance of the Holy Spirit.

St Mary's has a long-standing culture of delegation and lay responsibility, using the considerable skills of many church members. (We also benefit from a number of retired and non-stipendiary clergy and readers who assist with services and thus reduce some load on the incumbent.)

Our finances are now extremely well-organised, with a Finance Group and delegated budget areas (Mission & Ministry, Buildings & Resources, Administration), so planning and monitoring are efficient. Finance is managed on the Xero system. Each budget area has a Budget Responsibility Officer (lay or clergy).

St Mary's values the contribution of the whole worshipping community in whatever way, hoping that the resulting sense of ownership works to maximum effect.

**14. What are your priorities for development and what additional support would be helpful?**

We are currently in a vacancy.

However, we need to reach out more into the community, reaching out to children and young families. We also must look to implement the spirituality and aging course to support the physical and spiritual needs of our aging congregation.

At the moment (October 2021) we are in Vacancy (though with a number of clergy available) and writing our Parish Profile is a top priority!

We have already agreed a number of priority areas for development, and believe we have the skills and commitment to deliver those (young people, grounds, eco-church). Our church's mission to extend welcome and hospitality to the unchurched/disenfranchised is visible and active, but we could be doing more. Working with neighbouring churches with similar issues (particular in parishes with shared school catchment areas) would be effective and exploring ways in which resources can be shared. Knowing whether/how to spend financial resources to achieve positive outcomes would be a great help.

**15. In your experience, how has the COVID 19 Pandemic impacted this area of church life, positively and/or negatively?**

Positively in that we now live stream services and through that more people have shared in our worship throughout the country. The lockdowns forced us to reach out to our whole parish and beyond, looking far past the confines of our pre-existing worshipping community. Some of our formerly-regular worshippers have not made a return to worship on a frequent basis or even at all, but we have seen an above average growth of new people.

Post-pandemic, having to start activities from scratch has been a slow process, but one which, again, has been well thought-through; nothing has been restarted without first being subject to proper scrutiny.

Negatively – reduced congregation numbers, less people to assist in the running of our church, loss of young members and families, inability to meet face to face as a community.

Governance structures at St Mary's adapted well to using remote conference facilities, ensuring that the collaborative nature of leadership was maintained. This was particularly helpful when making decisions relating to worship throughout the pandemic, allowing the widest possible input and guaranteeing a voice to many. PCC and other meetings have mostly been satisfactory on Zoom and might in some cases have increased attendance! Zoom works best where participants know each other already and where the issue under discussion is not contentious.

On occasion, decisions have had to be made quickly, and this exposed one potential pitfall in the way St Mary's operates: that whilst its system of sub-committees is extremely effective in holding narratives, its decision-making is not especially quick. St Mary's manages this through very organised forward planning, but when emergencies arise, knowing how make decisions, or indeed who should make them, upsets well-established norms.

However, overall, we don't think there has been a serious impact of Covid-19 on the Leadership and Governance aspects of our church life.

## Mission and Pastoral Care

### 1. Does your PCC have an up to date Mission Action Plan (MAP)?

- Yes  
 No

### 2. What are your mission priorities?

*(please list up to five priorities, as appropriate, and indicate if they happening now, or being planned)?*

Priority 1	Develop a community of faith, which is connected and relevant to the wider community
Priority 2	Care for all aspects of God's gift of creation and recognition and action on global issues
Priority 3	Care and develop an inclusive church for all
Priority 4	Complete our redevelopment programme for the site – both in and outside the church building
Priority 5	Learning, nurture and growth, prayer and worship

### 3. How does your PCC agree mission priorities? (e.g. MAP)

Priorities identified and developed by group discussion usually taking the form of a PCC away day where we look at achievements and areas for development

Some input by non-PCC members who led groups in the Church

We adopted the format of Believing/Acting /Connecting in our PCC agenda and minutes and use this as a vehicle to cover all areas of church life. Lately, the direction of the parish has grown in an ad hoc way rather than through prayerful discernment of a direction for the parish e.g. contact groups came out of the demands of Covid.

### 4. What provision are you able to offer people to help them explore Christian faith?

*(Tick all that apply)*

- Sunday services  
 Mid-week services  
 Mid-week small groups  
 Nurture group (e.g. Pilgrim, Alpha)
- Annual Courses  
 Seasonal (e.g. Lent, Advent)  
 Confirmation class/catechumenate

Other

The longstanding Magical Mystery Tour course provided a platform for congregational members to journey and develop their faith, along side newer Christians, working towards confirmation. When this ended, nothing innovative took its place.

Over the years we have lost congregation members, creative leaders, services and small group events (prayer cells and bible groups) which has left a void.

After the hiatus of Covid 19, we now have an opportunity to hit the 'refresh' button and develop new small groups and services.

Mother and Toddler Group once a week in church which will hopefully bring more parents to think about baptism for their children.

Uniformed Organisations.

Justice and Peace.

Mother's Union.

Church Choir/Music.  
Junior Church including Godly Play.  
With Open Hands.  
Other small groups including prayer cells and bible study.

Hopefully, the Spirituality and Ageing course will be up and running soon.

### 5. Are you able to offer any structured follow up for Baptisms?

Yes

No

If Yes, please specify...

Baptism families are sometimes invited back to a regular Sunday service for the newly baptised to meet their Christian family.

All baptism candidates are invited to child orientated services such as Christingle and the Crib Service.  
An anniversary card is also sent to each baptised child to remind them that St Mary's is still thinking of them.

### 6. Are you able to offer any structured follow up for Funerals?

Yes

No

If Yes, please specify...

Staff member taking the funeral gives support as needed before and after the service.  
A remembrance anniversary card is sent out after one and two years following a death.  
Invitation to All Souls service is sent, with members of the staff team available to talk if required.  
The name of the deceased is put on our intercessions prayer list for 2 years following date of death and is ongoing if requested.

### 7. Are you able to offer any structured follow up for Weddings?

Yes

No

If Yes, please specify...

# Growing Church Bringing Hope – Next Steps

Very few weddings are held at St Mary's but support is given to the couple through prayer when Banns are read and before and after the wedding day.

The office sends out a card on the couple's first anniversary.

## 8. How many members of your church community are engaged/invested in mission and outreach activities in the wider community?

40+

## 9. In what specific ways does your church serve your local community?

(Tick all that apply)

-----If delivered in partnership, please tick whether:-----

		Ecumenically	Local Auth	Charity	Other
Anna chaplaincy	<input type="checkbox"/>	<input type="checkbox"/>	<input type="checkbox"/>	<input type="checkbox"/>	<input type="checkbox"/>
Foodbanks	<input checked="" type="checkbox"/>	<input type="checkbox"/>	<input type="checkbox"/>	<input checked="" type="checkbox"/>	<input type="checkbox"/>
Places of Wellbeing	<input type="checkbox"/>	<input type="checkbox"/>	<input type="checkbox"/>	<input type="checkbox"/>	<input type="checkbox"/>
Debt advice	<input type="checkbox"/>	<input type="checkbox"/>	<input type="checkbox"/>	<input type="checkbox"/>	<input type="checkbox"/>
Children's groups	<input checked="" type="checkbox"/>	<input type="checkbox"/>	<input type="checkbox"/>	<input type="checkbox"/>	<input checked="" type="checkbox"/>
Youth work	<input type="checkbox"/>	<input type="checkbox"/>	<input type="checkbox"/>	<input type="checkbox"/>	<input type="checkbox"/>
Community garden/allotment	<input type="checkbox"/>	<input type="checkbox"/>	<input type="checkbox"/>	<input type="checkbox"/>	<input type="checkbox"/>
Recycling Bank	<input type="checkbox"/>	<input type="checkbox"/>	<input type="checkbox"/>	<input type="checkbox"/>	<input type="checkbox"/>
Other					

Both the church building and hall are well used by community groups for groups meetings, exercise classes, yoga and wellbeing sessions, concerts, parties etc.

The church is involved with Whitley Lodge Community Spirit (a group based at a local shopping centre who link with the church and community) and a local care home.

The newly refurbished car park has become a community asset with local children biking, rollerblading, skateboarding etc and our redeveloped grounds (due for completion in 2022) will hopefully become an asset for local families.

We assist North Tyneside Disability Forum, especially with Liturgy and Music.

We don't have a Recycling Bank but we do encourage others to recycle where possible, especially within our own church.

We hope to have 2 commissioned Anna Chaplains in the parish shortly.

## 10. What, if any, engagement do you have in local schools (both community and/or Church)?

	Type of school?	How do you engage?	Frequency?	Who leads?
School 1	All through academy	Assemblies	Termly	3 congregation members including curate
School 2	First	Clergy visits to talk about the church and Godly Play sessions	Termly	Staff team and Godly Play Team
School 3	First	Visits to our church	Termly	One congregation member as lead and held as needed
	Several	Carol Services held at our church	Annual	Staff team

School 4

School 5

**Type of School:** Church Primary, Church Secondary, Church First, Church Middle, Church High, Other Primary, Other Secondary, Other First, Other Middle, Other High, Independent  
**How do you engage:** Collective Worship, Governor, Pastoral Support, Teaching & learning, Chaplaincy  
**Frequency:** Weekly, Monthly, Termly, Annually, Other  
**Who leads:** Parish Team, Clergy

**11. In what ways have you developed worship provision to welcome visitors, enquirers and those new to faith?**

*(Tick all that apply)*

- |  |   |
|--|---|
| <input type="checkbox"/> New services                    | <input type="checkbox"/> All-age worship                |
| <input checked="" type="checkbox"/> Accessible resources | <input checked="" type="checkbox"/> Welcome/Hospitality |
| <input checked="" type="checkbox"/> Online worship       |   |

Other

The welcome process has been under review since before Covid as it requires updating. It was a welcome team, giving some information, support and direction to newcomers. A small amount of written information was available.

The church website has usually been the first port of call for prospective newcomers. It has been updated, greatly improved, contains relevant information and is now an asset to the church and an accessible resource. A review and development of a new welcome process is underway and this includes new documentation as to how to integrate newcomers into the existing congregation.

All Age Worship is on hold at the present time.

Weekly Private Prayer in church introduced during Covid.

**12. Do you use digital media in your mission and outreach?**

- Yes  
 No

**13. If yes, which social media do you use?**

*(Tick all that apply)*

- |   |   |
|---|---|
| <input checked="" type="checkbox"/> Facebook  | <input checked="" type="checkbox"/> YouTube |
| <input checked="" type="checkbox"/> Instagram | <input type="checkbox"/> TikTok             |
| <input checked="" type="checkbox"/> Twitter   |   |

Other

The website and Facebook are the main communication portals.  
 WhatsApp

**14. Do you use:**

*(Tick all that apply)*

- A dedicated parish website
- A shared website with others
- “A Church Near You”

**15. Are you aware of the Church of England’s [Digital Labs programme](#)?**

- Yes
- No

**16. How do you engage/share stories with your parish?**

*(Tick all that apply)*

- Email
- Website
- Social media
- Online newsletter
- Printed parish magazine/newsletter
- Contact the Diocesan Communications Team

Other

Congregation members take information and invitations about services and events out into the community.

In the past we have sent out a periodic newsletter to all people in the parish and, last year, every household received a post card for Christmas.

**17. What is going well in the area of Mission & Pastoral Care that might encourage other parishes, or where you could offer help or support to others?**

St. Marys has historically developed clergy, readers and congregation members who go out into the parish/community/diocese to work and support others. Our Godly Play team has developed leaders within a national programme. The renewal of a closer collaboration with other parishes would be useful.

Our Welcoming, Integrating and Caring group works well at greeting newcomers who come to our church. Contact lists have been created during Lockdown and we are able to keep in touch with all parishioners. Home Communion is offered to the sick and house-bound – on hold during Covid.

Our Concert Series is now inviting people back into church for musical evenings and afternoons. Prayer Shawls are knitted by parishioners, blessed, and taken to those in need of the extra pastoral support. Extensive network of Pastoral care is done by a large section of our congregation. The Toddler Group is very well supported and currently has a waiting list.

**18. What are your priorities for development and what additional support would be helpful?**

## Growing Church Bringing Hope – Next Steps

We need to build a strong church community of faith. New people are coming to St. Mary's who need to be nurtured and embedded. We all need to be motivated, energised and brought back together. We used to share experiences and opportunities to share ideas, during special visits, retreats, pilgrimages and events.

As we go into our third interregnum in eight years it would be advantageous to move forward, as opposed to back 'on hold'. Thankfully we have a good staff team to see us through this time.

Encourage younger families to make a bigger commitment to church whilst recognising family needs in 21<sup>st</sup> century.

Help to encourage more parishioners to become more active and take on more responsibility.

We need to look at this, prayerfully, as a PCC and a parish so we have a clear vision for the future, a sound sense of how people in the parish can best use their gifts and SMART goals to ensure our priorities actually happen. We need to evaluate and update any goals regularly.

### 19. In your experience, how has the COVID 19 Pandemic impacted this area of church life, positively and/or negatively?

#### POSITIVE

The pandemic has accelerated the development of our on-line presence, website, Facebook and streamed services (including weddings and funerals). These are good changes that were necessary, can be retained as regular practice, reduced paper usage, books in the chairs (within nave) and increased infection control practices.

The pastoral team worked throughout all the church closures for those who needed care. The need was recognised that everyone would benefit from some community contact and the 'contact groups' were started. These groups could be developed further into house or study groups in the need was there.

The church being open for quiet prayer for one morning every week fulfilled a community need as it was not just congregation members who attended.

Everyone has had to be adaptable and change long standing practices.

Newsletters are now being posted to the housebound and those who haven't got IT skills.

IT skills have improved, i.e. Zoom.

Covid has made us more aware of our online presence and we've worked hard to ensure that our 10 am Eucharist is online friendly. We've also worked hard to support people who were isolated at home and have been rigorous in ensuring our services are Covid safe.

#### NEGATIVE

Reduced mixing and communicating in church has left a feeling of isolation at times. Also it has made getting to know newcomers more difficult.

Some parishioners may never return to church after being isolated from the church community for so long; however a lot of work is going on behind the scenes, but this is not always communicated or visible.

Lack of face-to-face contact and social opportunities.

Missed opportunity for growth in church.

Inability to take the sacrament.


There has been little opportunity for children's involvement in worship over the past eighteen months.

Lack of social interaction and activities has aged some people and make them less confident.

It is concerning that some of our community still don't feel safe enough to return to worship with us. There are signs that some of us only attend when we have a role to play in the service and our children seem only to come very rarely now.

There is a school of thought that offering an online service each Sunday is encouraging some people to stay at home.





## Development of Lay Ministry

### 1. In your church, which of these areas of ministry are commonly understood as having a sense of vocation?

*(Tick all that apply)*

- Ordained clergy
- Reader/licensed lay minister
- Authorised lay minister
- Churchwarden
- PCC member
- Youth leader

Other

Musicians/Singers; Office staff; Sanctuary Guild members including Flower Arrangers, all have a sense of vocation.

### 2. How often are the themes of vocation and discipleship taught/talked about?

- Weekly
- Monthly
- Quarterly
- Annually

Other

On average, monthly, though more often at certain times of the Year. We hold an annual Vocations Sunday when those who have Diocesan Licences, e.g. for assisting at Communion and/or those who give Home Communion to the sick and housebound, are acknowledged and recognised.

### 3. What areas/roles, within worship, are people invited/encouraged to 'try'?

*(Tick all that apply)*

- Leading aspects of worship service
- Intercessions
- Reading scripture
- Server/acolyte
- Music & singing
- Welcome & Stewarding
- Refreshments
- Planning worship

Other

Administering Communion (Chalice at 10am Eucharist and taking Communion to the sick and housebound)  
Managing live-streaming, sound and lighting.

**4. What opportunities are there for volunteering in your church setting?**

*(Tick all that apply)*

- Children’s work
- Leading small groups for prayer and bible study
- Community outreach
- Community action (e.g. Foodbank)
- Community Partnerships
- Pastoral work
- Fabric & grounds maintenance
- Environment champions/Eco Group

Other

Community Partnerships include Whitley Lodge Spirit, which is a group of shopkeepers at the local shopping area, where we join in the summer fete and Christmas activities such as a Carol Service in the pub, Lighting the Christmas Tree Lights etc.  
We also help and support the NTDF – North Tyneside Disability Forum – particularly supporting their “Youth Group” with ukulele sessions and a Christingle service.

**5. How many lay ministers do you have?**

- |                                       |   |
|---------------------------------------|---|
| Licensed lay ministers in post?       | 1 |
| Licensed lay ministers in training?   | 1 |
| Authorised lay ministers in post?     | 0 |
| Authorised lay ministers in training? | 0 |

**6. Do you have a leadership team of clergy and laity working together to develop mission and/or ministry?**

- Yes
- No

**7. If yes, how often do you meet?**

- Weekly
- Monthly
- Quarterly

Other

**8. If yes, what does the leadership team look after?**

*(Tick all that apply)*

- Worship
- Pastoral
- Evangelism
- Mission
- Teaching

Other

**9. If no, are you considering developing this kind of leadership team?**

- Yes
- No

**10. What other examples of collaboration and teamworking are there?**

Service Planning Group  
 Welcoming, Integrating and Caring Group  
 Building and Resources Group  
 Justice and Peace Group

We do not have a single group developing Mission and Ministry and this will be a priority for our new vicar. We have a different structure of working. All teams have lay and ordained members and report regularly to our monthly PCC meetings, who have the overview.

The Focus teams are chaired by Lay people and include Service Planning Group, Welcoming, Integrating and Caring; Justice and Peace; Buildings, Resources and Grounds; Finance.

Each Focus Team will all be working especially within their particular area to develop our Mission and Ministry like the pieces of a jigsaw.

**11. How do you nurture discipleship among your congregation?**

*(Tick all that apply)*

- Small groups (e.g. Bible study group)
- Sunday/Mid-week worship
- Courses (e.g. Lent..)
- 1:1 mentoring
- Encouraging specific people to take on active roles
- Reflective practice

Other

**12. What resources do you use to support discipleship (e.g. [Everyday Faith](#))?**

To some extent, social media, noticeboards and the website (at least in terms of giving) do this, as well as the Notices, insofar as there are some “call to action” items such as on Eco Church.

We utilise a mixture of our own developed resources and off the shelf resources.

We have used film as a starting point – “Paddington”

We have a national “Godly Play” trainer.

We provide people with bookmarks, prayer cards, stones, candles, palm crosses, flowers, “windmills” throughout the year.

Some congregation members have shared their day to day work and how their faith impacts on their job.

**13. How do you value the different experiences and faith journeys of all?**

*(Tick all that apply)*

- Regular opportunities for sharing testimonies
- Affirming life and faith experiences in a small groups style of learning
- Using something like “[This time tomorrow](#)” in church services
- Church magazine
- Church social media

Other

**14. What is going well in the development of Lay Ministry or Discipleship that might encourage other parishes or where you could offer help or support to others?**

Opportunities to help plan worship.

Streaming Services.

Home Communion

Sick visiting (on hold at present) and Contact Groups.

Toddler Group

We have a good Track record as a Training Parish.

Members of our congregation (double figures) have been called to ordained and licensed ministry and have been supported through their training.

**15. What are your priorities for development and what additional support would be helpful?**

Encouraging discipleship through small groups.

Development of alternative opportunities for worship and growth, such as services for families/toddlers and a replacement for the “With open hands” contemplative service.

To reach out to those on the periphery of our Church – both those who have been regular members previously and who have yet to return and those who have been “dipping their toe” into our congregation through online worship and social media.

To encourage families to return.

To secure a new vicar as quickly as possible who will have the long term vision for our parish and who will have the ability to bring the Gospel message in many different ways to the wider community.

To develop an awareness that our calling and vocation is 24/7 not just on Sundays.

**16. In your experience, how has the COVID 19 Pandemic impacted this area of church life, positively and/or negatively?**

Online services may have led to people being more passive “consumers” rather than active participants in worship.

People have found different uses for their time or appreciated the space for growth offered by being less busy and no longer want to be over-occupied with Church activities.

Range of services has decreased which was put together and led by lay people.

On a positive note, some people have found new ways to connect with God and have taken responsibility for their own spiritual growth.

Many of us have learned new skills, particularly in the creative use of IT, and being able to show our worship through the benefit of streaming services.

Our weekly newsletter is emailed, thus saving paper and printing costs, but is sent to those without IT and those at home and in Care homes so they still feel a connection with the Church.

Covid restricted any possible growth. So many activities could not take place, but others continued courtesy of Zoom. We are now trying to pick up the pieces for face-to-face meetings but are still being very cautious when together.

We adhered – and still are adhering - to the Covid recommendations and being very careful. As a Church we have managed to protect our community but this has come at the expense of lay ministry development.

## Buildings fit for purpose

### 1. Please provide the names of each building your PCC has responsibility for?

(i.e. not a church hall unless it also provides the main worship space)

Building 1	Church
Building 2	
Building 3	
Building 4	
Building 5	

### 2. How do you think the local community regard your church building?

	Valued community asset	Historical interest only	Irrelevant
Building 1	<input checked="" type="checkbox"/>	<input type="checkbox"/>	<input type="checkbox"/>
Building 2	<input type="checkbox"/>	<input type="checkbox"/>	<input type="checkbox"/>
Building 3	<input type="checkbox"/>	<input type="checkbox"/>	<input type="checkbox"/>
Building 4	<input type="checkbox"/>	<input type="checkbox"/>	<input type="checkbox"/>
Building 5	<input type="checkbox"/>	<input type="checkbox"/>	<input type="checkbox"/>

### 3. How accessible is your church building?

(Tick all that apply)

	Entrance	Exits	Sound loop	Toilet facilities	Resources for visually impaired	Flexible seating
Building 1	<input checked="" type="checkbox"/>	<input checked="" type="checkbox"/>	<input type="checkbox"/>	<input checked="" type="checkbox"/>	<input checked="" type="checkbox"/>	<input checked="" type="checkbox"/>
Building 2	<input type="checkbox"/>	<input type="checkbox"/>	<input type="checkbox"/>	<input type="checkbox"/>	<input type="checkbox"/>	<input type="checkbox"/>
Building 3	<input type="checkbox"/>	<input type="checkbox"/>	<input type="checkbox"/>	<input type="checkbox"/>	<input type="checkbox"/>	<input type="checkbox"/>
Building 4	<input type="checkbox"/>	<input type="checkbox"/>	<input type="checkbox"/>	<input type="checkbox"/>	<input type="checkbox"/>	<input type="checkbox"/>
Building 5	<input type="checkbox"/>	<input type="checkbox"/>	<input type="checkbox"/>	<input type="checkbox"/>	<input type="checkbox"/>	<input type="checkbox"/>

### 4. What facilities are available?

(Tick all that apply)

	A warm building	Mains water supply	Toilet facilities	Flexible seating	Kitchen/facilities to make refreshments	Children's facilities	Separate meeting rooms	Visitor information
Building 1	<input checked="" type="checkbox"/>	<input checked="" type="checkbox"/>	<input checked="" type="checkbox"/>	<input checked="" type="checkbox"/>	<input checked="" type="checkbox"/>	<input checked="" type="checkbox"/>	<input checked="" type="checkbox"/>	<input checked="" type="checkbox"/>
Building 2	<input type="checkbox"/>	<input type="checkbox"/>	<input type="checkbox"/>	<input type="checkbox"/>	<input type="checkbox"/>	<input type="checkbox"/>	<input type="checkbox"/>	<input type="checkbox"/>
Building 3	<input type="checkbox"/>	<input type="checkbox"/>	<input type="checkbox"/>	<input type="checkbox"/>	<input type="checkbox"/>	<input type="checkbox"/>	<input type="checkbox"/>	<input type="checkbox"/>
Building 4	<input type="checkbox"/>	<input type="checkbox"/>	<input type="checkbox"/>	<input type="checkbox"/>	<input type="checkbox"/>	<input type="checkbox"/>	<input type="checkbox"/>	<input type="checkbox"/>
Building 5	<input type="checkbox"/>	<input type="checkbox"/>	<input type="checkbox"/>	<input type="checkbox"/>	<input type="checkbox"/>	<input type="checkbox"/>	<input type="checkbox"/>	<input type="checkbox"/>

**5. Do you perceive your church building to be:**

	Critical to mission?	Important for ministry?	A burden to maintain?
Building 1	<input checked="" type="checkbox"/>	<input type="checkbox"/>	<input type="checkbox"/>
Building 2	<input type="checkbox"/>	<input type="checkbox"/>	<input type="checkbox"/>
Building 3	<input type="checkbox"/>	<input type="checkbox"/>	<input type="checkbox"/>
Building 4	<input type="checkbox"/>	<input type="checkbox"/>	<input type="checkbox"/>
Building 5	<input type="checkbox"/>	<input type="checkbox"/>	<input type="checkbox"/>

Please provide further detail on how and why.

Developing a community hub which will be further enhanced by the redevelopment of the gardens.

**6. How do you manage building maintenance?**

	We put money aside each year for maintenance	We have a budget for work highlighted on the last quinquennial inspection report	We do not have a specific maintenance budget
Building 1	<input checked="" type="checkbox"/>	<input checked="" type="checkbox"/>	<input type="checkbox"/>
Building 2	<input type="checkbox"/>	<input type="checkbox"/>	<input type="checkbox"/>
Building 3	<input type="checkbox"/>	<input type="checkbox"/>	<input type="checkbox"/>
Building 4	<input type="checkbox"/>	<input type="checkbox"/>	<input type="checkbox"/>
Building 5	<input type="checkbox"/>	<input type="checkbox"/>	<input type="checkbox"/>

**7. Has your church building been:**

	Recently re-ordered?	Re-ordering is planned?
Building 1	<input checked="" type="checkbox"/>	<input type="checkbox"/>
Building 2	<input type="checkbox"/>	<input type="checkbox"/>
Building 3	<input type="checkbox"/>	<input type="checkbox"/>
Building 4	<input type="checkbox"/>	<input type="checkbox"/>
Building 5	<input type="checkbox"/>	<input type="checkbox"/>

Please provide further detail on what may be holding you back from re-ordering.



## 8. Does your church building have:

(Tick all that apply)

	Broadband connection?	Multi-media / audio-visual facilities?	Sound system?
Building 1	<input checked="" type="checkbox"/>	<input checked="" type="checkbox"/>	<input checked="" type="checkbox"/>
Building 2	<input type="checkbox"/>	<input type="checkbox"/>	<input type="checkbox"/>
Building 3	<input type="checkbox"/>	<input type="checkbox"/>	<input type="checkbox"/>
Building 4	<input type="checkbox"/>	<input type="checkbox"/>	<input type="checkbox"/>
Building 5	<input type="checkbox"/>	<input type="checkbox"/>	<input type="checkbox"/>

## 9. Have you been able to live-stream worship from the church building?

	Yes	No
Building 1	<input checked="" type="checkbox"/>	<input type="checkbox"/>
Building 2	<input type="checkbox"/>	<input type="checkbox"/>
Building 3	<input type="checkbox"/>	<input type="checkbox"/>
Building 4	<input type="checkbox"/>	<input type="checkbox"/>
Building 5	<input type="checkbox"/>	<input type="checkbox"/>

## 10. Have you undertaken an energy audit of your building, to help improve your energy efficiency?

	Yes, professional	Yes, self-led (e.g. Practical Path to Net Zero)	No
Building 1	<input type="checkbox"/>	<input checked="" type="checkbox"/>	<input type="checkbox"/>
Building 2	<input type="checkbox"/>	<input type="checkbox"/>	<input type="checkbox"/>
Building 3	<input type="checkbox"/>	<input type="checkbox"/>	<input type="checkbox"/>
Building 4	<input type="checkbox"/>	<input type="checkbox"/>	<input type="checkbox"/>
Building 5	<input type="checkbox"/>	<input type="checkbox"/>	<input type="checkbox"/>

## 11. What transport options are available for travel to your church building?

(Tick all that apply)

	Within easy walking distance of public transport	Bike racks	Car parking	Accessible parking	Electric vehicle charge-point
Building 1	<input checked="" type="checkbox"/>	<input type="checkbox"/>	<input checked="" type="checkbox"/>	<input checked="" type="checkbox"/>	<input type="checkbox"/>
Building 2	<input type="checkbox"/>	<input type="checkbox"/>	<input type="checkbox"/>	<input type="checkbox"/>	<input type="checkbox"/>
Building 3	<input type="checkbox"/>	<input type="checkbox"/>	<input type="checkbox"/>	<input type="checkbox"/>	<input type="checkbox"/>
Building 4	<input type="checkbox"/>	<input type="checkbox"/>	<input type="checkbox"/>	<input type="checkbox"/>	<input type="checkbox"/>
Building 5	<input type="checkbox"/>	<input type="checkbox"/>	<input type="checkbox"/>	<input type="checkbox"/>	<input type="checkbox"/>

## 12. Is your churchyard, if you have one, used for any of the following?

(Tick all that apply)

	Burial ground	Prayer and contemplation	Outdoor worship	Mission or evangelistic events	Supporting wildlife (e.g. Caring for God's Acre, Churches Count on Nature)	Community garden/allotment
Building 1	<input checked="" type="checkbox"/>	<input checked="" type="checkbox"/>	<input checked="" type="checkbox"/>	<input type="checkbox"/>	<input type="checkbox"/>	<input type="checkbox"/>
Building 2	<input type="checkbox"/>	<input type="checkbox"/>	<input type="checkbox"/>	<input type="checkbox"/>	<input type="checkbox"/>	<input type="checkbox"/>
Building 3	<input type="checkbox"/>	<input type="checkbox"/>	<input type="checkbox"/>	<input type="checkbox"/>	<input type="checkbox"/>	<input type="checkbox"/>
Building 4	<input type="checkbox"/>	<input type="checkbox"/>	<input type="checkbox"/>	<input type="checkbox"/>	<input type="checkbox"/>	<input type="checkbox"/>
Building 5	<input type="checkbox"/>	<input type="checkbox"/>	<input type="checkbox"/>	<input type="checkbox"/>	<input type="checkbox"/>	<input type="checkbox"/>

**13. How does the community use your building(s)?**

Church

Concerts Yoga Belles Toddler Group Scouts Singing practice WI (two groups) Exhibitions  
Quilting group Autumn Fayre and other fund raising Ceilidh School visits

Hall

Patches Quilting group Guides Brownies Rainbows Scouts Cubs Beavers Children's parties Baptism  
parties Breathe and Balance Yoga Loving Cradle Baby Massage Rhythm Time UA3 Tai Chi Glow Fitness  
Swingfit Weight Watchers

**14. What is going well in the care and use of your building(s) that might encourage other parishes or where you could offer help or support to others?**

Brilliant facility and great team of people who offer a welcome and support to those wishing to use our church. We have expertise in re-ordering a church which we would be happy to share.

**15. What are your priorities for development and what additional support would be helpful?**

Developing a community hub. When we redevelop the gardens we aim to create outside space which reflects the inside of our church. We are also mindful of biodiversity and improving our carbon footprint. The addition of carbon catching hedging, bike racks, wildflower areas, encouraging pollinators, the provision of an outside prayer and meditation area, provision of seating in our consecrated area, alternative entrances which are clearly signposted.

16. **The COVID 19 Pandemic has dramatically impacted our use of our church buildings, has this changed or challenged the way your building is perceived by the congregation and community, either positively or negatively?**

Live streaming of services has been popular. Some of our parishioners may not return to attending the services in person because either they are unsure about bigger gatherings or they find it more convenient to be part of the service either at home or at a time suitable to them. Our church is incredibly safe and we all give great consideration to each others' wellbeing and safety.

## Generous Giving

### 1. What opportunities do you offer to give thanks for God's gift of Creation, and to encourage your church to be caring for God's earth?

*(Tick all that apply)*

- Services of thanksgiving (e.g. Harvest Festival, Climate Sunday)
- Prayer meetings
- Taught within our youth & children's work
- Communications (e.g. newsletters, magazines)
- Community outreach
- Other

### 2. How often is giving and generosity addressed in preaching or teaching?

- Several times a year
- Once a year
- We use other methods to talk about giving and generosity (e.g. small groups)
- We find it difficult to talk about giving and generosity

### 3. When did you last thank the regular givers in your church?

- Within the last year
- Within the last 3 years
- Over 3 years ago

### 4. How do you formally thank regular givers?

- By personalised letter or email
- In general written communications
- During a 'giving service'
- Rarely or never

### 5. Have you explored grant funding opportunities?

- We have applied for one or more grants in the past year
- We have highlighted activities that might be suitable for grant funding
- We need support and expertise in applying for grants

### 6. In what ways do you give generously outside of your church community?

*(Tick all that apply)*

- We regularly fundraise for a specific local charity
- We regularly fundraise for a specific national/international charity
- We encourage 50/50 plate offerings at 'life events' to share donations with another charity
- We actively promote volunteering opportunities in the wider community
- We actively support other parishes lacking specific skills/experience we are able to share

### 7. How do you encourage regular giving in your church?

*(Tick all that apply)*

- Giving information leaflets easily accessible in the church
- Giving display in a prominent location
- Giving information on our website
- Online giving facility setup
- Joined and encourage the Parish Giving Scheme

**8. How often do you review your regular giving?**

- Every year
- We have had a giving review/gift day in the last 3 years
- It has been more than 3 years since we had a giving review/gift day

**9. If someone wanted to leave a legacy, do you have a policy in place?**

- Yes
- No

**10. What is going well in this area of Generous Giving that might encourage other parishes, or where you could offer help or support to others?**

Strong use of standing orders and gift aid - this is actively encouraged and all newcomers to church will also be asked if they would like to become regular givers.  
We have a credit card machine which is now used on a regular basis.

**11. What are your priorities for development and what additional support would be helpful?**

Short term priorities include the development of the church grounds to make it more welcoming and more of a community space.

Longer term priorities are around the development of the church in the community.

**12. In your experience, how has the COVID 19 Pandemic impacted generous giving, positively and/or negatively?**

There has been very little change in the giving as the income from plate collections was very low in comparison to other income streams.

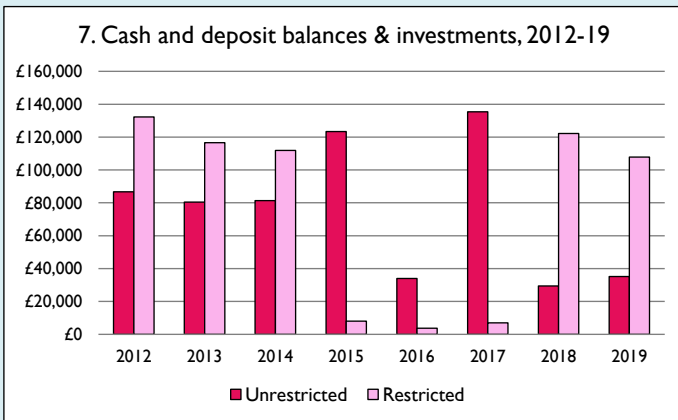
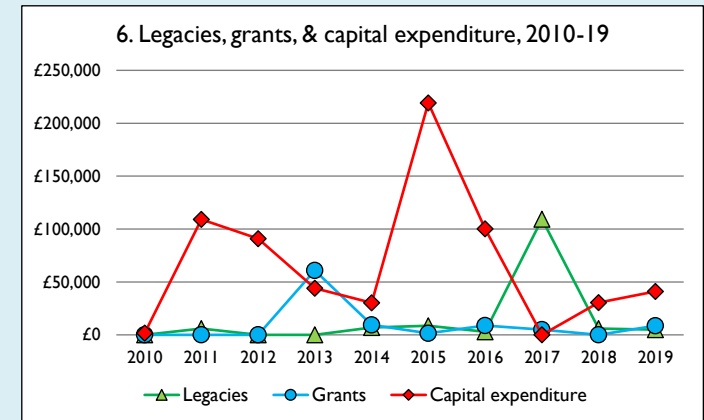
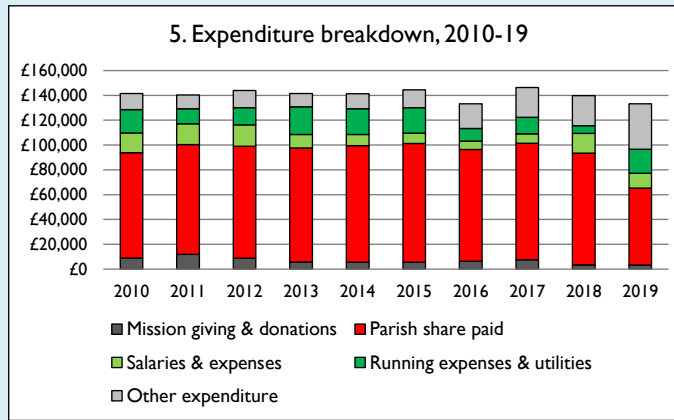
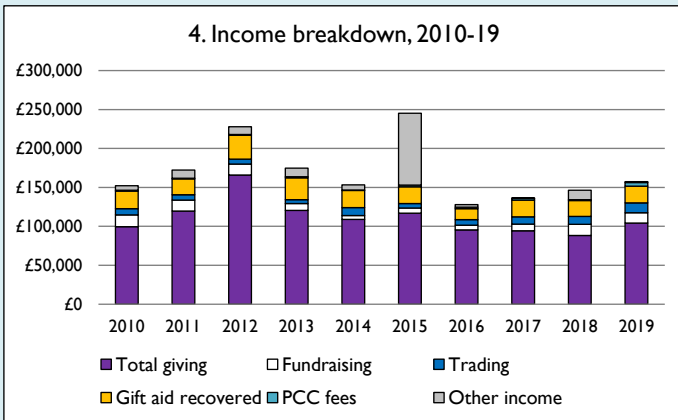
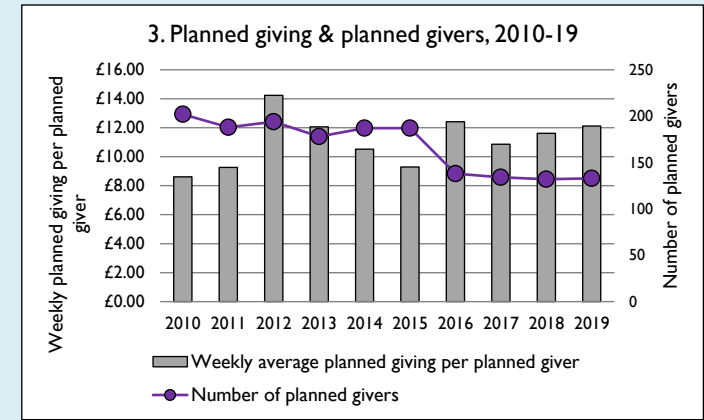
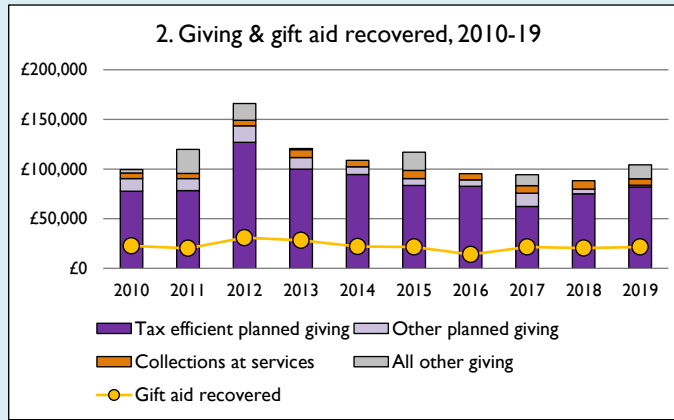
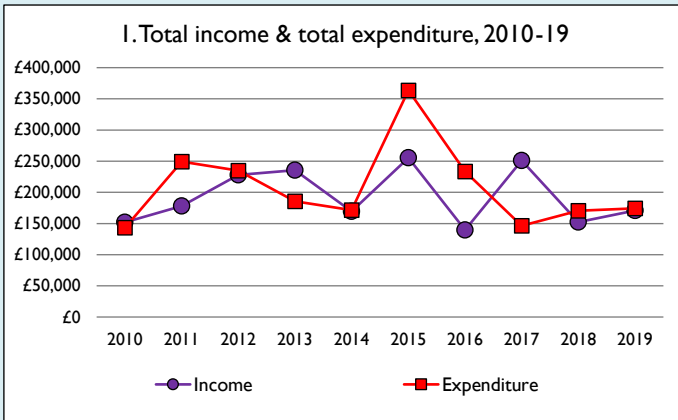
However, the move to online church has led to some small reductions in regular giving and has no doubt had impact on numbers attending church which in the longer term could have an impact on regular giving- which is why it is more important than before that the church is more involved in the local community and does not become isolated.

## Additional comments

Is there anything else significant that you would like to share about your mission and ministry that has not been captured in this self-review?

**Thank you very much for taking part and completing this questionnaire.**

# Finance dashboard for the parish of Monkseaton: St Mary in the Deanery of TYNEMOUTH



#### Weekly average planned giving per planned giver (2019)

Parish: £12.11  
Diocese: £9.43

#### Notes & definitions

This dashboard contains figures as submitted by churches currently in the parish; gaps may be the result of missing returns.

Graph 2 shows a detailed breakdown of the **Total giving** figure in graph 4.

Graph 3: **Planned giving** = Tax efficient planned giving + Other planned giving; **Planned givers** = Tax efficient planned givers + Other planned givers.

Graph 4 shows income other than grants and legacies.

Graph 4: **Total giving** = Tax efficient planned giving + Other planned giving + Collections at services + All other giving, including Special Appeals.

Graph 4: **Other income** = Dividends, interest, income from property + Any other income.

Graph 5 shows expenditure other than capital expenditure.

Graph 5: **Other expenditure** = Fund-raising activities + Mission and evangelism costs + Cost of trading + Other expenses.

Graph 5: **Running expenses & utilities** also includes governance costs.

Graphs 1-6: Unrestricted and Restricted amounts have been combined.

For further definitions please see the guidance notes attached to the Return of Parish Finance:

<https://parishreturns.churchofengland.org/>

#### Number of churches in parish (2020): 1

Parish code: 250154

Variations from year to year may be the result of changes in the number of churches that submitted returns, or changes in parish/benefice structure.

**Number of churches included in returns: 2010 1; 2011 1; 2012 1; 2013 1; 2014 1; 2015 1; 2016 1; 2017 1; 2018 1; 2019 1.**

Produced by the Research and Statistics Unit, Church House, Great Smith Street, London SW1P 3AZ. Date of production: 21/9/20.

Every effort has been made to ensure that data are reliable. We would be grateful to be notified of any significant errors or omissions by email to [statistics.unit@churchofengland.org](mailto:statistics.unit@churchofengland.org)



Follow us on Twitter:  
@cofestats





## Monkseaton: St Mary 2021 Statistics For Mission Return

### Electoral Roll

The COVID-19 pandemic caused considerable disruption in many churches in 2021, as it did in 2020. Some activities have returned to "normal", but we know that this is not the case everywhere. We have done our best to adjust this form accordingly, whilst maintaining continuity where appropriate.

We hope that most questions will be simple to answer, but we recognise that others might be difficult to answer in your context. We're keen to find out anything you can tell us, and your best approximation is fine if you don't have precise numbers.

Churches Included	<input checked="" type="checkbox"/> Monkseaton: St Mary
-------------------	---

1a. How many people were on the ecclesiastical Electoral Roll for your parish as reported at your Annual Parochial Church Meeting in 2021?

1a. Number on the ecclesiastical electoral roll for your <b>PARISH</b>	119
1b. Number on the <b>CHURCH</b> Electoral Roll	N/A

### Easter/Christmas

*If you did not hold any services or acts of worship at your church during these periods, please enter "0" in the relevant box*

2. How many people came in person to your church at Easter 2021?

2a: Number of communicants at service(s) on Easter Day and vigil service on Easter Eve	75
2b. Total number of people attending worship (including communicants) at service(s) on Easter Day and vigil service on Easter Eve	80

3. How many people came in person to special services run by your church during Advent 2021?

- Include attendance at special services - e.g. nativities, carol services, carols on the green, crib services - run by your church from Advent Sunday until 23rd December

3a. Total number of people attending special services held for the <b>congregation and local community</b>	368
3b. Total number of people attending special services held specifically for civic organisations or schools	N/A

4. How many people came in person to your church at Christmas 2021?

4a. Number of communicants at service(s) on Christmas Eve and Christmas Day	93
4b. Total number of people attending worship (including communicants) at service(s) on Christmas Eve and Christmas Day	248

## October Count

Were there any Fresh expressions during October 2021?	<input type="checkbox"/> Yes <input type="checkbox"/> No
Were there any school services in church during October 2021?	<input type="checkbox"/> Yes <input type="checkbox"/> No

	Number of services	Adults			Children and young people		
		Church	F/Exp	School Services	Church	F/Exp	School Services
Sunday 3rd October	2	61	N/A	N/A	3	N/A	N/A
Weekdays 4th - 9th							

	Number of services	Adults			Children and young people		
		Church	F/Exp	School Services	Church	F/Exp	School Services
Sunday 10th October	2	69	N/A	N/A	2	N/A	N/A
Weekdays 11th - 16th	2	8	N/A	N/A	N/A	N/A	N/A

	Number of services	Adults			Children and young people		
		Church	F/Exp	School Services	Church	F/Exp	School Services
Sunday 17th October	2	55	N/A	N/A	3	N/A	N/A
Weekdays 18th - 23rd	4	11	N/A	N/A	N/A	N/A	N/A

	Number of services	Adults			Children and young people		
		Church	F/Exp	School Services	Church	F/Exp	School Services
Sunday 24th October	2	70	N/A	N/A	2	N/A	N/A
Weekdays 25th - 30th	5	12	N/A	N/A	N/A	N/A	N/A

## Acts of worship in schools

6. How often does your ministry team lead acts of worship in schools?	<input type="checkbox"/> Never <input type="checkbox"/> Occasionally/ ad hoc <input checked="" type="checkbox"/> <b>Usually once or twice a term</b> <input type="checkbox"/> Usually once a month <input type="checkbox"/> Usually once a fortnight <input type="checkbox"/> Usually once a week
<ul style="list-style-type: none"> <li>This question refers to acts of worship in school buildings rather than in your church or church building (services held for schools in your church should be</li> </ul>	

<p>included within the October count, Easter or Christmas figures where appropriate)</p> <ul style="list-style-type: none"> <li>• Please include any school-based acts of worship that are led by a person who holds office or responsibility for ministry within your church</li> <li>• 'Usually' refers to during term-time or when the school is open, ignoring school holidays</li> <li>• Please tick <u>one</u> box as the closest estimate</li> </ul>	<input type="checkbox"/> Usually more than once a week
<p>If there is no school in your parish tick here</p>	<input type="checkbox"/>

## Church at Home

By 'Church at Home services' we mean 'any and all services offered remotely', including online services (live streamed or pre-recorded), services by telephone, or services that were emailed or posted. These services may be 'attended' from home or in some cases from another location such as a hospital or whilst on holiday. For some churches the focus has been pastoral care and practical ministry, with people being referred to 'Church at Home' services from elsewhere, such as from other local churches or the cathedral.

<p>7a. Did your church offer any 'Church at Home' services during October 2021? You may have offered these at church, parish or benefice level or as other groups of churches.</p>	<input checked="" type="checkbox"/> <b>Yes</b> <input type="checkbox"/> No
<p>7b. If Yes, in how many weeks during October did your church offer any 'Church at Home' services?</p>	<input checked="" type="checkbox"/> <b>4 weeks</b> <input type="checkbox"/> 3 weeks <input type="checkbox"/> 2 weeks <input type="checkbox"/> 1 week
<p>7c. If Yes, What was the usual number of people 'attending' your 'Church at Home' services each week that you offered Church at Home services in October?</p> <ul style="list-style-type: none"> <li>• Please see <a href="https://www.churchofengland.org/media/25032">https://www.churchofengland.org/media/25032</a> for some guidance about how to count 'Church at Home' attendance</li> <li>• If you do not have exact figures, please give your best estimate.</li> <li>• If 'Church at Home' services were offered as a group of churches, for example as a parish, benefice or group, then please agree which church will report the 'Church at Home' attendance to avoid double counting attendance</li> </ul>	<p>65</p>

8. What 'Church at Home' services did your church offer or refer people to during October 2021? You may have offered these at church, parish or benefice level or as other groups of churches.

Services that your church **Offered** in October 2021: *Please tick all that apply*

1. Online services, pre-recorded or live streamed, e.g. using Facebook, YouTube, Zoom	<input checked="" type="checkbox"/> <b>Yes</b>
2. Telephone or dial in services	<input type="checkbox"/> Yes
3. Services downloadable from a website or emailed	<input checked="" type="checkbox"/> <b>Yes</b>
4. Services circulated by post, e.g. printed service sheets, CDs, DVDs	<input type="checkbox"/> Yes
5. Other, please specify	<input type="checkbox"/> Yes

Services that your church referred people to: *Please tick all that apply*

--	--

6. We referred people to 'Church at Home' services offered by another local church, e.g. in our parish/benefice/deanery	<input type="checkbox"/> Yes
7. We referred people to 'Church at Home' services offered by a diocesan, cathedral or national service	<input checked="" type="checkbox"/> Yes
8. Other, please specify	<input type="checkbox"/> Yes

## Worshipping Community

The following questions are about your "**worshipping community**". Think about your regular worshipping community at the **end of 2021**. For more information, please refer to <https://www.churchofengland.org/sites/default/files/2017-12/WorshippingCommunity.pdf>

### 9. How many people are in your "worshipping community" at the end of 2021?

- Please complete all of the boxes, as far as you can. If there is no-one in that category, please write "0". If the age groups of your worshipping community are unknown, please enter the total figure only
- Please include both those people who attend regularly in person and those who regularly attend your 'Church at Home' services

Total	202
Children (Age 0-10)	20
Young People (Age 11-17)	8
Adults (Age 18-69)	67
Adults (Age 70+)	107

### 10. How has your worshipping community changed during 2021?

- Please enter the number (or your best estimate) of people who have joined your worshipping community. This includes people new to your church (whether in person or through 'Church at Home' services), and people who are now worshipping more frequently
- Please enter the number (or your best estimate) of people who have left your worshipping community. This includes people who have left your church, people who are now worshipping less often than monthly, and people who have died
- If there is no-one in a particular category, please write "0"
- Do not count as joiners or leavers members of your worshipping community who move from "Children and young people" to "Adult"

How many adults and children **joined or left** your worshipping community during 2021?

	TOTAL joined	TOTAL left
Adults (Age 18+)	11	10
Children and young people	2	0

11. How many of the people in your worshipping community, as reported in question 9, are entirely or predominantly 'Church at Home' worshippers? If you are not sure, please give your best estimate	6
--	---

## Fresh Expressions

The next questions are about fresh expressions of Church. A fresh expression of Church is a form of Church established

primarily for the benefit of people who are not yet "members" of any church. Here you are asked to describe aspects of the way the fresh expression of Church is run, rather than providing numbers attending.

- For help identifying fresh expressions of Church, please visit <https://freshexpressions.org.uk/about/what-is-a-fresh-expression/>. or use the "Choice tree" here: <https://www.churchofengland.org/sites/default/files/2017-10/freshexpressionschoicetree.pdf>
- If you remain unsure about whether an activity or service meets the definition of a fresh expression, please DO include it here
- Do not include Alpha courses or outreach activities that do not include worship

## 12. What regular fresh expressions are supported by your church?

No fresh expressions of Church	<input checked="" type="checkbox"/> If your church did NOT hold fresh expressions of Church or missional activities during 2021 please tick here and leave the rest of this section blank.
--------------------------------	--

### Fresh Expression 1

Name of Fresh Expression	
Description of Activity	
Where is it held?	<input type="checkbox"/> Church <input type="checkbox"/> Church hall <input type="checkbox"/> Other venue - please describe <input type="checkbox"/> Online
How often?	<input type="checkbox"/> Weekly <input type="checkbox"/> Fortnightly <input type="checkbox"/> Monthly <input type="checkbox"/> Quarterly <input type="checkbox"/> Other (please note how often)
Age group aimed at?	<input type="checkbox"/> All ages <input type="checkbox"/> 0-4 <input type="checkbox"/> 5-10 <input type="checkbox"/> 11-17 <input type="checkbox"/> 18-39 <input type="checkbox"/> 40-69 <input type="checkbox"/> 70+ <input type="checkbox"/> Family
Who attends?	<input type="checkbox"/> Attendees include people who regularly come to other services <input type="checkbox"/> Attendees include people who occasionally come to other services <input type="checkbox"/> Attendees include people who never come to other services

### Fresh Expression 2

Name of Fresh Expression	
Description of Activity	
Where is it held?	<input type="checkbox"/> Church <input type="checkbox"/> Church hall <input type="checkbox"/> Other venue - please describe <input type="checkbox"/> Online
How often?	<input type="checkbox"/> Weekly <input type="checkbox"/> Fortnightly <input type="checkbox"/> Monthly <input type="checkbox"/> Quarterly <input type="checkbox"/> Other (please note how often)

Age group aimed at?	<input type="checkbox"/> All ages <input type="checkbox"/> 0-4 <input type="checkbox"/> 5-10 <input type="checkbox"/> 11-17 <input type="checkbox"/> 18-39 <input type="checkbox"/> 40-69 <input type="checkbox"/> 70+ <input type="checkbox"/> Family
Who attends?	<input type="checkbox"/> Attendees include people who regularly come to other services <input type="checkbox"/> Attendees include people who occasionally come to other services <input type="checkbox"/> Attendees include people who never come to other services

Fresh Expression 3

Name of Fresh Expression	
Description of Activity	
Where is it held?	<input type="checkbox"/> Church <input type="checkbox"/> Church hall <input type="checkbox"/> Other venue - please describe <input type="checkbox"/> Online
How often?	<input type="checkbox"/> Weekly <input type="checkbox"/> Fortnightly <input type="checkbox"/> Monthly <input type="checkbox"/> Quarterly <input type="checkbox"/> Other (please note how often)
Age group aimed at?	<input type="checkbox"/> All ages <input type="checkbox"/> 0-4 <input type="checkbox"/> 5-10 <input type="checkbox"/> 11-17 <input type="checkbox"/> 18-39 <input type="checkbox"/> 40-69 <input type="checkbox"/> 70+ <input type="checkbox"/> Family
Who attends?	<input type="checkbox"/> Attendees include people who regularly come to other services <input type="checkbox"/> Attendees include people who occasionally come to other services <input type="checkbox"/> Attendees include people who never come to other services

Fresh Expression 4

Name of Fresh Expression	
Description of Activity	
Where is it held?	<input type="checkbox"/> Church <input type="checkbox"/> Church hall <input type="checkbox"/> Other venue - please describe <input type="checkbox"/> Online
How often?	<input type="checkbox"/> Weekly <input type="checkbox"/> Fortnightly <input type="checkbox"/> Monthly <input type="checkbox"/> Quarterly <input type="checkbox"/> Other (please note how often)
Age group aimed at?	<input type="checkbox"/> All ages <input type="checkbox"/> 0-4 <input type="checkbox"/> 5-10 <input type="checkbox"/> 11-17 <input type="checkbox"/> 18-39 <input type="checkbox"/> 40-69 <input type="checkbox"/> 70+

Who attends?	<input type="checkbox"/> Family <input type="checkbox"/> Attendees include people who regularly come to other services <input type="checkbox"/> Attendees include people who occasionally come to other services <input type="checkbox"/> Attendees include people who never come to other services
If your church supports any additional fresh expressions of Church, please describe them briefly in the box below	

## Baptisms, Weddings, and Funerals

### 13. How many baptisms and thanksgivings for the gift of a child were held in your church during 2021?

- If separate services of thanksgiving and baptism were held for an individual both should be recorded here

	Infants (<1 year)	Children (1-4 years)	Children (5-10 years)	Young people (11-17 years)	Adults (18+)
Number of persons <b>baptised</b>	4	4	1	0	1
Number of persons for whom a birth or adoption <b>thanksgiving</b> service was held	0	0	0	0	0

### 14. How many marriages and services of prayer and dedication after civil marriage were held in your church during 2021?

Number of couples <b>married</b> in church	1
Number of couples for whom a <b>service of prayer and dedication after a civil marriage</b> was held in church	0

### 15. How many funeral services were held at or on behalf of your church during 2021?

- Include all funerals that were held at your church
- Include all funerals conducted by any member of your ministry team (including Readers, stipendiary clergy, self supporting clergy, and retired clergy) at a crematorium, cemetery, or other non-church location

Number of deceased for whom a <b>funeral service was held at your church</b>	7
Number of deceased for whom a full <b>funeral service</b> was conducted by a member of your ministry team at a <b>crematorium, cemetery</b> , or other non-church location, <b>excluding committal only &amp; burial of ashes only</b>	15
Number of deceased for whom a committal only or a burial of ashes only was conducted by a member of your ministry team	1

## Comments

We expect that the COVID-19 pandemic will have had a huge impact on your church. Other than that, were there any exceptional circumstances (e.g. an interregnum or building works) or significant changes that may have led to unusual figures in this return ?	Interregnum commenced September 2021
---	--------------------------------------

**Thank you for completing your annual return on behalf of your church.** Your contribution is essential to the on-going care and understanding of our churches and congregations; your diligence, time, and effort are greatly appreciated. Please take a moment to review your answers. Make sure that you have completed every question as far as possible and not left any answers blank (use "0" or "unknown" or "no services" if necessary). Blank answers may be queried with you later.